



Quarterly Performance Report – Quarter 4 2019

Service Delivery Standards under the Mining Act 1992

January 2020



Published by NSW Department of Planning, Industry and Environment

dpie.nsw.gov.au

Title: Quarterly Performance Report – Quarter 4 2019

Subtitle: *Service Delivery Standards under the Mining Act 1992*

First published: January 2020

Department reference number: DOC20/31328

More information

Document owner: Resource Operations, Division of Resources and Geoscience

Authorised by: Stephen Wills

Document controller: Stewart Mclachlan

Address: 516 High Street, Maitland NSW, PO Box 344, Hunter Region Mail Centre NSW 2310

resource.operations@planning.nsw.gov.au

www.resourcesandgeoscience.nsw.gov.au/miners-and-explorers/programs-and-initiatives/service-delivery

Document control

Amendment schedule

Date	Version #	Amendment
January 2020	1.0	First published

© State of New South Wales through Department of Planning, Industry and Environment [2020]. You may copy, distribute, display, download and otherwise freely deal with this publication for any purpose, provided that you attribute the Department of Planning, Industry and Environment as the owner. However, you must obtain permission if you wish to charge others for access to the publication (other than at cost); include the publication in advertising or a product for sale; modify the publication; or republish the publication on a website. You may freely link to the publication on a departmental website.

Disclaimer: The information contained in this publication is based on knowledge and understanding at the time of writing (January 2020) and may not be accurate, current or complete. The State of New South Wales (including the NSW Department of Planning, Industry and Environment), the author and the publisher take no responsibility, and will accept no liability, for the accuracy, currency, reliability or correctness of any information included in the document (including material provided by third parties). Readers should make their own inquiries and rely on their own advice when making decisions related to material contained in this publication.

Contents

Executive Summary	1
Overview	1
Processing timeframes	1
Quarter 4 2019	2
Performance overview	2
Performance breakdown	2
Breakdown of submission timeframes	2
Performance by submission timeframe	3
Applications received	4
Figures	
Figure 1 Q4 2019 service delivery standard performance	2
Figure 2 Breakdown of applications/security determinations submitted prior to and in 2019	3
Figure 3 Q4 2019 performance - applications submitted <i>prior to 2019</i>	3
Figure 4 Q4 2019 performance - applications submitted <i>in 2019</i>	3
Tables	
Table 1 Q4 2019 performance per application type	2
Table 2 Applications received per quarter	4

Executive Summary

Overview

This report provides a summary of the performance for the provision of title assessments and processing within the NSW Department of Planning, Industry and Environment's Division of Resources and Geoscience (the Division) for Quarter 4 2019 (1 October 2019 to 31 December 2019).

The Division's performance is reported against the Service Delivery Standards, which note target timeframes for the processing of applications under the *Mining Act 1992*. These are published by the Division at:

www.resourcesandgeoscience.nsw.gov.au/miners-and-explorers/programs-and-initiatives/service-delivery

Processing timeframes

Processing timeframes for title applications and renewals commence when a complete application, including all supporting information, is received. If an application is deficient, the applicant is notified and given 10 business days to submit all required supporting information. Processing timeframes end when the applicant is notified of the proposed decision for the application.

Processing timeframes for security deposit releases commence when a determination is made on the release of a security deposit and end when the refund request is sent to the Department's finance team.

Exception management (stop-the-clock) protocols apply when circumstances beyond the control of the Division's process prevent the valid assessment of an application. More information on exception management can be found at:

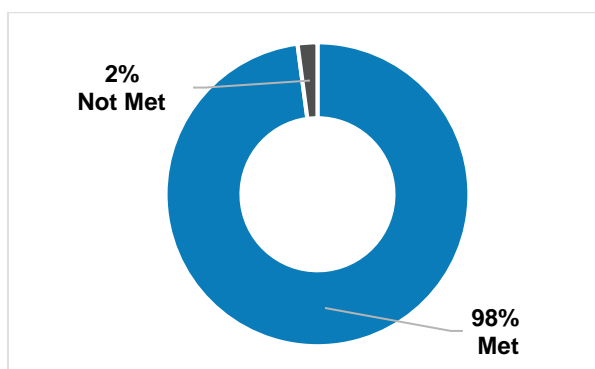
www.resourcesandgeoscience.nsw.gov.au/miners-and-explorers/programs-and-initiatives/service-delivery

Quarter 4 2019

Performance overview

This following chart (Figure 1) details performance of proposed decisions, security deposit releases and subsidence management plan approvals, as measured against the Service Delivery Standards published by the Division for Quarter 4 2019 (Q4). During this quarter, **95** notifications of proposed decisions, security deposit releases and subsidence management plan approvals were issued. Of these, **98 per cent** met the target timeframe.

Figure 1 Q4 2019 service delivery standard performance



Total proposed decisions/security releases: 95

Performance breakdown

The following table (Table 1) details the applications, renewals, releases and approvals processed this quarter.

Table 1 Q4 2019 performance per application type

Service performance this quarter (October – December 2019)				
Application type	Proposed decisions / security releases / approvals	Met	Not Met	Service Performance
Coal exploration licence applications ¹	1	0	1	0%
Mineral exploration licence applications ²	41	41	0	100%
Mineral and coal mining lease applications ²	0	0	0	NA
Assessment lease applications ²	0	0	0	NA
*Coal exploration licence renewals ²	5	4	1	80%
Mineral exploration licence renewals ²	32	32	0	100%
Mineral and coal mining lease renewals ²	2	2	0	100%
Assessment lease renewals ²	1	1	0	100%
Security deposit releases ³	13	13	0	100%
Total	95	93	2	98%

¹ Target timeframe within 85 business days

² Target timeframe within 45 business days

³ Target timeframe within 10 business days

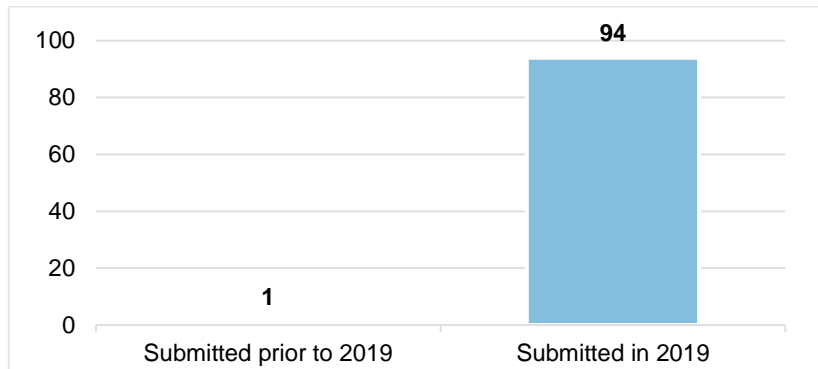
* Note a coal exploration licence renewal was inadvertently missed from the last quarterly report calculations (Q3 2019). It had met the KPI. This was added into this quarter's figures.

Breakdown of submission timeframes

The following chart (Figure 2) details the timeframe in which matters were submitted for the proposed decision/security releases in Q4 2019.

Of the total 95 proposed decisions/security releases in Q4 2019, 94 were submitted in 2019. The remaining one proposed decision was submitted prior to 2019, in October 2018.

Figure 2 Breakdown of applications/security determinations submitted prior to and in 2019



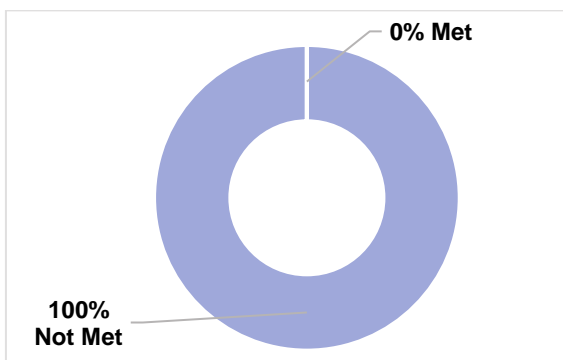
Performance by submission timeframe

The following charts (Figures 3 and 4) categorise performance by timeframe (i.e. whether the application was submitted in 2019 or prior).

Of the 95 proposed decisions/security releases/approvals in Q4 2019:

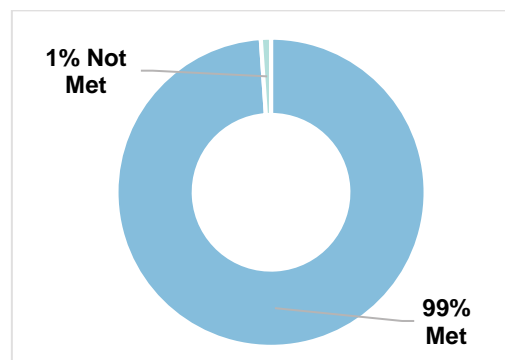
- 94 were submitted in 2019, with **99 per cent** meeting the target timeframe.
- One was submitted prior to 2019, with **0 per cent** meeting the target timeframe.

Figure 3 Q4 2019 performance - applications submitted prior to 2019



Total proposed decisions/security releases: 1

Figure 4 Q4 2019 performance - applications submitted in 2019



Total proposed decisions/security releases: 94

Applications received

For Q4 2019, there were 135 applications received, compared to 133 for the same period last year (Table 2).

On average, there were approximately 109 applications received per quarter during the period 1 October 2018 to 31 December 2019.

Table 2 Applications received per quarter

Application type	1 Oct 2018 to 31 Dec 2018	1 Jan 2019 to 31 Mar 2019	1 Apr 2019 to 30 Jun 2019	1 Jul 2019 to 30 Sep 2019	1 Oct 2019 to 31 Dec 2019
COAL					
Exploration Licence Applications	1	0	1	0	1
Assessment Lease Applications	0	0	0	4	0
Mining Lease Applications	1	2	1	0	1
Application to vary a mining lease to attach an ancillary mining activity condition	0	0	0	0	0
Exploration Licence Renewals	6	3	11	16	10
Assessment Lease Renewals	0	0	0	1	1
Mining Lease Renewals	0	2	5	5	7
Total	8	7	18	26	20
MINERALS					
Exploration Licence Applications	34	19	30	43	38
Assessment Lease Applications	0	2	0	1	0
Mining Lease Applications	1	2	2	3	1
Application to vary a mining lease to attach an ancillary mining activity condition	0	0	0	0	4
Exploration Licence Renewals	39	27	40	21	44
Assessment Lease Renewals	1	0	0	0	0
Mining Lease Renewals	50	8	4	24	28
Total	125	58	76	92	115
PETROLEUM					
Exploration Licence Applications	0	0	0	0	0
Assessment Lease Applications	0	0	0	0	0
Production Lease Applications	0	0	0	0	0
Exploration Licence Renewals	0	0	0	0	0
Assessment Lease Renewals	0	0	0	0	0
Production Lease Renewals	0	0	0	0	0
Total	0	0	0	0	0
Grand total	133	65	94	118	135